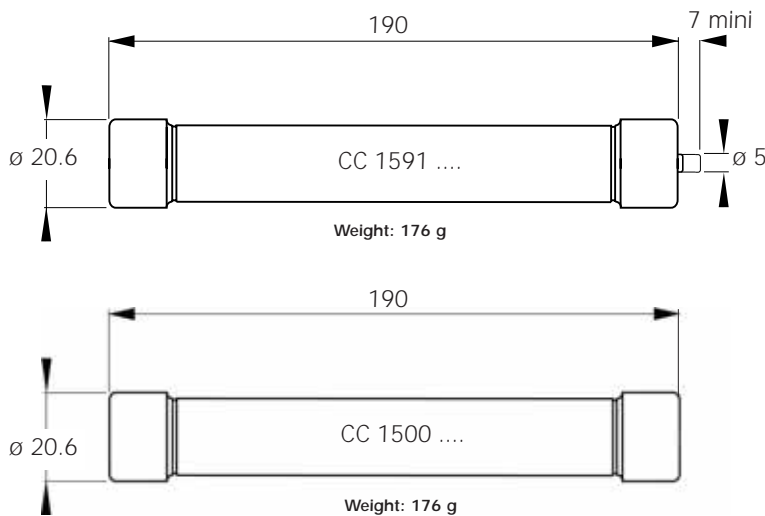


DC Ferrule Fuses 20x190 gR 1500V DC

gRC from 6 to 32 A

Dimensions



Trip force: 4.5N at 0 mm - 2.5N at 7 mm

Main Characteristics

Size	Current rating I_N (A)	Breaking Capacity	Watts loss		Designation	Reference Number	Catalog Number
			0.8 I_N (W)	I_N (W)			
20x190	6	@ 1500 V DC 60 kA L/R = 40 ms	4.8	7.8	CC 1591 CP gRC 20x190/6	D083102	FD20GC150V6T
	8		5.3	8.8	CC 1591 CP gRC 20x190/8	V083738	FD20GC150V8T
	10		6.5	10.5	CC 1591 CP gRC 20x190/10	G087245	FD20GC150V10T
	12		7.0	11.5	CC 1591 CP gRC 20x190/12	Y080429	FD20GC150V12T
	16		8.0	13	CC 1591 CP gRC 20x190/16	N088378	FD20GC150V16T
	20		9.5	15	CC 1591 CP gRC 20x190/20	Q087345	FD20GC150V20T
	25		12	19.5	CC 1591 CP gRC 20x190/25	Z080430	FD20GC150V25T
	32		16	26	CC 1591 CP gRC 20x190/32	G085911	FD20GC150V32T
	6		4.8	7.8	CC 1500 CP gRC 20x190/6	Z089469	FD20GC150V6
	8		5.3	8.8	CC 1500 CP gRC 20x190/8	A089470	FD20GC150V8
	10		6.5	10.5	CC 1500 CP gRC 20x190/10	B089471	FD20GC150V10
	12		7.0	11.5	CC 1500 CP gRC 20x190/12	C089472	FD20GC150V12
	16		8.0	13	CC 1500 CP gRC 20x190/16	D089473	FD20GC150V16
	20		9.5	15	CC 1500 CP gRC 20x190/20	E089474	FD20GC150V20
	25		12	19.5	CC 1500 CP gRC 20x190/25	F089475	FD20GC150V25
	32		16	26	CC 1500 CP gRC 20x190/32	G089476	FD20GC150V32

Minimum trip indicator operating voltage: 90 V

See Fuse Blocks, Fuse Holders and Fuse clips

Pack: 1 piece



Shah & Shah Enterprise

www.shahent.co.in



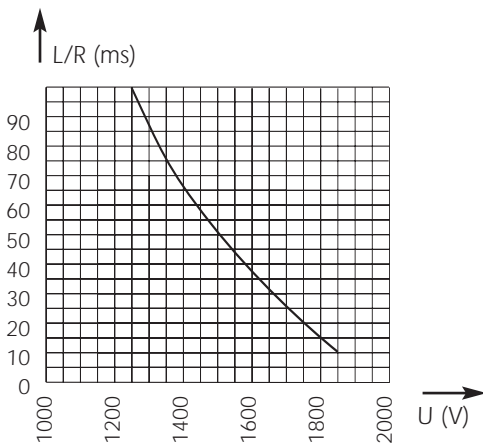
DC Ferrule Fuses 20x190 gR 1500V DC



gRC from 6 to 32 A

Electrical characteristics

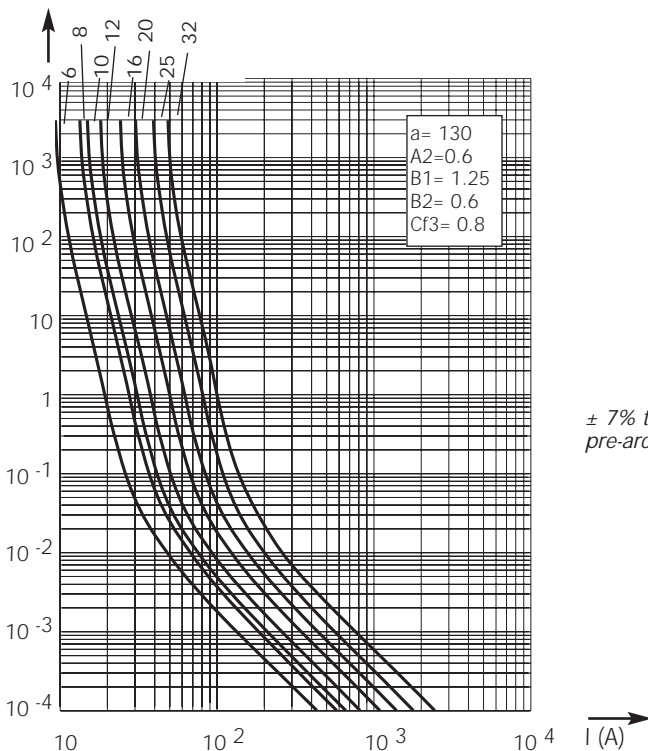
DC applications data



Above: Curve indicates maximum permissible value of time constant L/R as a function of DC working voltage

Max. AC voltage (50/60 Hz):
3000 V with breaking capacity of 50 kA

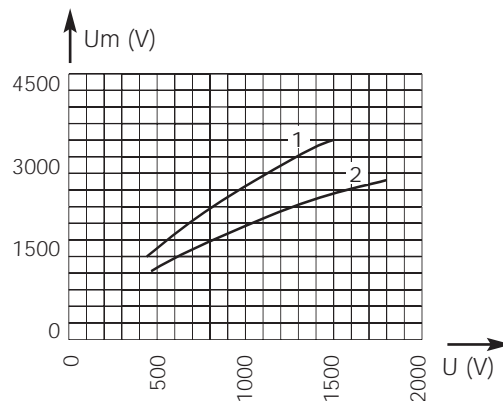
Time vs. current characteristics



± 7% tolerance for mean pre-arcing current

Above: Curves indicate, for each rated current, pre-arcing time vs. R.M.S. pre-arcing current.

Peak arc voltage vs. working voltage



1- L/R = 45 ms
2- L/R = 15 ms

Above: Curves indicate for various time constants L/R peak arc voltage which may appear across fuse terminals, vs. DC working voltage